

Rates GO toll 2024

for the section toll segments


A 9, A 10, A 11, A 13, S 16 and A 12

Mileage-based toll
for motor vehicles over 3.5 tonnes maximum technically permissible laden mass

valid from 1 January 2024

A 12 Inntal Autobahn

State border Kufstein –
Junction Innsbruck-Amras



75 km		2 axles Category 2	3 axles Category 3	4 and more axles Category 4+
CO ₂ emission class 5	zero emission	4,97	6,85	10,22
CO ₂ emission class 4	EURO VI	19,80	27,65	41,21
CO ₂ emission class 3	EURO VI	20,70	28,87	43,08
CO ₂ emission class 2	EURO VI	20,75	28,98	43,16
CO ₂ emission class 1	EURO VI	20,84	29,08	43,34
CO ₂ emission class 1	EEV and EURO V	21,81	30,58	45,32
CO ₂ emission class 1	EURO IV	23,00	31,92	47,25
CO ₂ emission class 1	EURO 0 to III	24,05	33,50	49,43

All rates in EUR, excl. 20 % VAT



Autobahnen- und Schnellstraßen-Finanzierungs-Aktiengesellschaft


Austro Tower
Schnirchgasse 17
1030 Wien
Österreich

info@asfinag.at
asfinag.at/kontakt

Firmenbuchgericht: Handelsgericht Wien, FN 92191 a
Rechtsform: Aktiengesellschaft, Sitz: Wien, UID: ATU 43143200
TÜV-Süd Zertifikat Nr. Q1531134, zertifiziert nach ISO 9001:2015

A 9 Bosruck

Spital/Pyhrn – Ardnig




10 km		2 axles Category 2	3 axles Category 3	4 and more axles Category 4+
CO ₂ emission class 5	zero emission	1,18	1,64	2,45
CO ₂ emission class 4	EURO VI	4,71	6,59	9,84
CO ₂ emission class 3	EURO VI	4,83	6,75	10,09
CO ₂ emission class 2	EURO VI	4,84	6,76	10,10
CO ₂ emission class 1	EURO VI	4,85	6,78	10,13
CO ₂ emission class 1	EEV and EURO V	4,98	6,98	10,39
CO ₂ emission class 1	EURO IV	5,14	7,16	10,65
CO ₂ emission class 1	EURO 0 to III	5,28	7,37	10,94

Page 2 of 5

A 9 Gleinalm


St. Michael – Übelbach



25 km		2 axles Category 2	3 axles Category 3	4 and more axles Category 4+
CO ₂ emission class 5	zero emission	2,88	4,00	5,96
CO ₂ emission class 4	EURO VI	11,47	16,04	23,97
CO ₂ emission class 3	EURO VI	11,76	16,44	24,58
CO ₂ emission class 2	EURO VI	11,78	16,46	24,61
CO ₂ emission class 1	EURO VI	11,81	16,50	24,67
CO ₂ emission class 1	EEV and EURO V	12,13	16,99	25,31
CO ₂ emission class 1	EURO IV	12,52	17,44	25,94
CO ₂ emission class 1	EURO 0 to III	12,86	17,95	26,65

A 10 Tauern


Flachau – Rennweg



47 km		2 axles Category 2	3 axles Category 3	4 and more axles Category 4+
CO ₂ emission class 5	zero emission	5,05	7,02	10,46
CO ₂ emission class 4	EURO VI	20,17	28,19	42,13
CO ₂ emission class 3	EURO VI	20,73	28,95	43,28
CO ₂ emission class 2	EURO VI	20,75	29,00	43,34
CO ₂ emission class 1	EURO VI	20,81	29,08	43,46
CO ₂ emission class 1	EEV and EURO V	21,42	30,01	44,67
CO ₂ emission class 1	EURO IV	22,16	30,84	45,89
CO ₂ emission class 1	EURO 0 to III	22,81	31,83	47,23

Page 3 of 5


A 11 Karawanken

 St. Jakob/Rosental –
State border Karawankentunnel


10 km		2 axles Category 2	3 axles Category 3	4 and more axles Category 4+
CO ₂ emission class 5	zero emission	2,22	3,10	4,63
CO ₂ emission class 4	EURO VI	8,87	12,40	18,57
CO ₂ emission class 3	EURO VI	8,98	12,56	18,81
CO ₂ emission class 2	EURO VI	8,99	12,57	18,82
CO ₂ emission class 1	EURO VI	9,00	12,59	18,85
CO ₂ emission class 1	EEV and EURO V	9,13	12,78	19,10
CO ₂ emission class 1	EURO IV	9,28	12,96	19,35
CO ₂ emission class 1	EURO 0 to III	9,42	13,16	19,63

A 13 Brenner


Junction Innsbruck-Amras –
State border Brenner



35 km		2 axles	3 axles	4 and more axles	
		Category 2	Category 3	Category 4+	
		Day / Night	Day / Night	Day	Night
CO ₂ class 5	zero emission	5,91	8,25	12,34	24,55
CO ₂ class 4	EURO VI	23,67	33,10	49,54	98,46
CO ₂ class 3	EURO VI	24,08	33,68	50,41	99,31
CO ₂ class 2	EURO VI	24,09	33,71	50,45	99,35
CO ₂ class 1	EURO VI	24,13	33,75	50,52	99,43
CO ₂ class 1	EEV and EURO V	24,59	34,47	51,42	100,33
CO ₂ class 1	EURO IV	25,13	35,06	52,33	101,23
CO ₂ class 1	EURO 0 to III	25,64	35,79	53,31	102,23

A 13 Brenner


Junction Innsbruck-Wilten –
State border Brenner



34 km		2 axles	3 axles	4 and more axles	
		Category 2	Category 3	Category 4+	
		Day / Night	Day / Night	Day	Night
CO ₂ class 5	zero emission	5,73	8,00	11,96	23,79
CO ₂ class 4	EURO VI	22,94	32,07	48,01	95,42
CO ₂ class 3	EURO VI	23,34	32,64	48,85	96,24
CO ₂ class 2	EURO VI	23,35	32,67	48,89	96,29
CO ₂ class 1	EURO VI	23,39	32,71	48,96	96,36
CO ₂ class 1	EEV and EURO V	23,84	33,40	49,83	97,23
CO ₂ class 1	EURO IV	24,36	33,98	50,71	98,10
CO ₂ class 1	EURO 0 to III	24,84	34,69	51,67	99,07

The night rates apply between 10 p.m. and 5 a.m.

S 16 Arlberg

 St. Anton am Arlberg –
Langen am Arlberg


16 km		2 axles Category 2	3 axles Category 3	4 and more axles Category 4+
CO ₂ emission class 5	zero emission	2,22	3,08	4,60
CO ₂ emission class 4	EURO VI	8,85	12,37	18,50
CO ₂ emission class 3	EURO VI	9,04	12,63	18,90
CO ₂ emission class 2	EURO VI	9,05	12,65	18,92
CO ₂ emission class 1	EURO VI	9,07	12,68	18,96
CO ₂ emission class 1	EEV and EURO V	9,28	13,00	19,37
CO ₂ emission class 1	EURO IV	9,53	13,29	19,79
CO ₂ emission class 1	EURO 0 to III	9,76	13,62	20,26

All rates in EUR, excl. 20 % VAT