

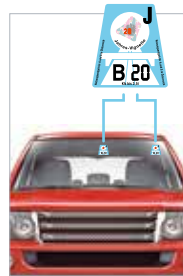


**FIRST BUY - THEN ATTACH CORRECTLY:
HOW TO ATTACH THE STICKER**

Car toll sticker:

Attach the toll sticker in a visible location on the inside of the wind-screen (our recommendation: at top left or near the rear view mirror).

Attention: Do not attach the toll sticker in the tinted section of the windscreen.



Motorbike toll sticker:

Attach the toll sticker on a clean and - above all - non-replaceable part of the motorcycle (e.g. a fork rod or the tank).

Attention: A toll sticker attached to a luggage case or a motorcycle bag is not valid.



**How to remove an
invalid toll sticker quickly and easily:**

Lift a corner with a glass or sticker scraper and then pull off the toll sticker. Moisten the remains with water and wipe off with a clean cloth.

Legal notice: Autobahnen- und Schnellstraßen-Finanzierungs-Aktiengesellschaft, A-1010 Wien, Rotenturmstraße 5-9, info@asfinag.at, asfinag.at. Last updated: October 2019, subject to printing and typing errors. Subject to modifications. Print: Print Alliance.

Where to get your toll sticker

You can get your toll sticker or your Digital Vignette at around 6,000 points of sale (petrol stations, tobacco shops, driving clubs and ASFINAG toll stations), at asfinag.at and on the free ASFINAG app "Unterwegs". For an overview of our points of sale and the toll products available there, go to asfinag.at/maut/vignette



Your advantage:

The Digital Vignette is valid immediately if you buy it from one of these distribution points

OUR ASFINAG SERVICE CENTRE

We answer all questions on Austrian motorways and expressways, 24 hours a day, seven days a week.

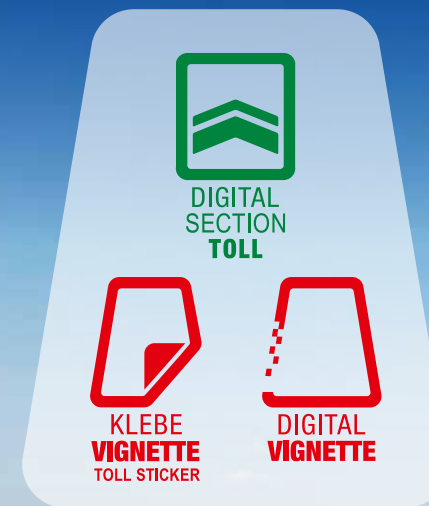
CONTACT

- 0800 400 12 400 (free of charge from AT, DE)
- +43 1 955 12 66 (from all other countries)
- mobile: *200
- E-Mail: info@asfinag.at
- asfinag.at

asfinag.at



VIGNETTE AND SECTION TOLL



2020

FROM DECEMBER 1ST 2019 **CLICK OR STICK**

GET YOUR DIGITAL VIGNETTE ON ASFINAG.AT OR OR IN OUR APP "UNTERWEGS". WHY?

- 1 No sticking on, no scratching off:** quickly and simply activated.
- 2 Broken windscreen? No problem:** The Digital Vignette is linked to the licence plate. And because there's no sticker, there's no need for a replacement vignette if your windscreen breaks.
- 3 Save money in the case of interchangeable licence plates:** You only need one single Digital Vignette which is valid for up to three vehicles.
- 4 Suscribe for added convenience:** A subscription automatically renews the Digital annual Vignette until notice. No more missed deadlines, no extra work. Also applies to annual tickets for digital section tolls.





FOUR SIMPLE STEPS TO YOUR DIGITAL VIGNETTE:

- 1 Go to **shop.asfinag.at** or open our **app** "Unterwegs" and access the webshop.
- 2 Choose between car or motorbike and specify the **period of validity**: 10-day, 2-month or annual vignette.
- 3 Now enter the **vehicle licence plate number**, the **country of registration** as well as your **e-mail address** and choose the start of validity. We will send your payment confirmation to this e-mail address.
- 4 Payment is simple with credit card, Paypal, eps/giropay or instant transfer.

Service and utmost safety

Drive safely and affordably on 2,233 km of motorway. With an annual vignette you can drive on Austria's motorways and expressways for less than 25 cents a day.



PRICES & TYPES

TOLL STICKER AND DIGITAL VIGNETTE TYPES AND THEIR VALIDITY

How to easily find the right toll sticker for cars and motorcycles: There are annual, two-month and ten-day toll stickers (Digital Vignettes). Toll sticker or a Digital Vignette: **the same tariff applies as does the period of validity.**

The 2020 annual vignette is valid from **1 December 2019 until 31 January 2021 inclusive.** 10-day and 2-month toll stickers must be validated by the sales point on purchase. **Please check** if the start date is marked correctly.

Current Vignette tariffs:

Vignette type	Price*
Car (up to 3.5 t max. weight) Annual Vignette	91.10
Car (up to 3.5 t max. weight) 2-month Vignette	27.40
Car (up to 3.5 t max. weight) 10-day Vignette	9.40
Motorbike Annual Vignette	36.20
Motorbike 2-month Vignette	13.70
Motorbike 10-day Vignette	5.40

*in EUR incl. VAT



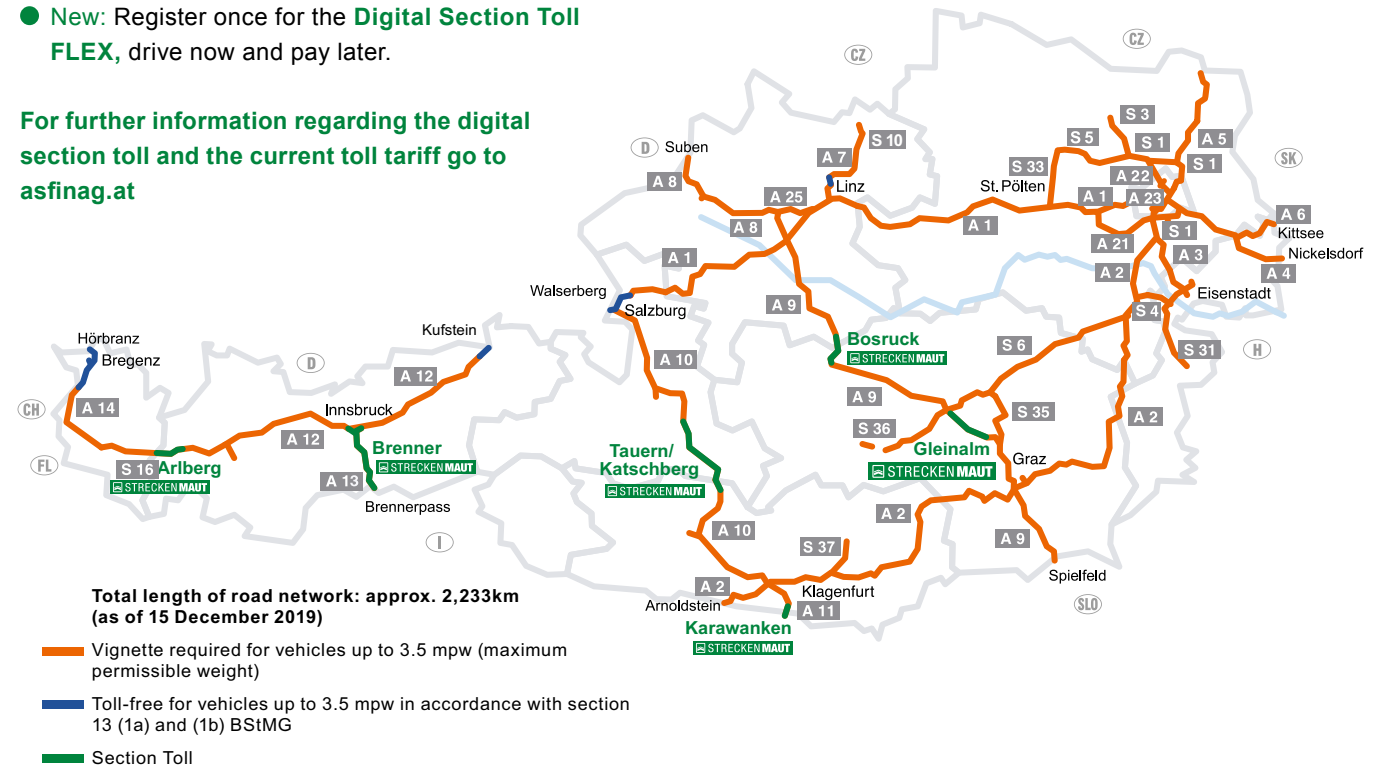
MAINTENANCE OF CERTAIN ROUTES IN AUSTRIA IS COSTLY

These sections are subject to a separate toll tariff – the so-called section toll.

This is how it works:

- Purchase section toll tickets directly at the toll station in cash, with credit card or fuel card.
- **Save time** with the **Digital section toll**: Available in our webshop, our "Unterwegs" app, or at selected sales points.
- **New**: Register once for the **Digital Section Toll FLEX**, drive now and pay later.

For further information regarding the digital section toll and the current toll tariff go to asfinag.at



PLEASE NOTE

18-DAY CONSUMER PROTECTION PERIOD

Consumer protection is highly important to us – especially for our digital products.

- **Digital Vignette**: You can cancel the online purchase of a product or service within 14 days. Attention: The day of purchase is not counted as one of these 14 days. Taking into account a further three-day period for mail delivery, your Digital Vignette is only valid from the 18th day after purchase. In other words: In order to have a valid Digital Vignette on February 1st (from then only the 2020 vignette is valid), you must purchase it online by 14 January 2020 at the latest. This only applies to consumers and not to companies/entrepreneurs.
- **Digital section toll**: Tickets for single trips are valid immediately. For web purchases of the annual Digital Section Toll, the 18-day consumer protection period also applies.