



HOW TO ATTACH THE STICKER

Car toll sticker

Attach the vignette on the inside of the **windscreen** of your car. Our recommendation: at top left or behind the rear view mirror. The vignette must be **clearly visible from outside**.


Attention: Do not attach the vignette in the tint strips!



Motorbike toll sticker

Attach the vignette on a **clean and non-replaceable part** of your motorcycle (e.g. a fork rod or the tank).

Attention: A vignette attached to a luggage case or a motorcycle bag is not valid.



How to remove a vignette

It is best to lift a corner with a glass or vignette scraper and then slowly pull off the vignette. Moisten the remains with water and wipe off with a clean cloth.

Legal notice: Autobahnen- und Schnellstraßen-Finanzierungs-Aktiengesellschaft, 1030 Wien, Schnirchgasse 17, Austria, info@asfinag.at, asfinag.at. Last updated: October 2022, subject to printing and typing errors. Subject to modifications. Print: Alpina Druck GmbH, 6022 Innsbruck

ASFINAG
HAVE A SAFE TRIP, AUSTRIA!

ASFINAG
HAVE A SAFE TRIP, AUSTRIA!

Where to get your toll sticker

Adhesive vignettes and digital vignettes are available at around 6,000 points of sale, including petrol stations, tobacconists, motorists' clubs, and ASFINAG toll stations. Digital toll products are also available at ASFINAG ticket machines.

For an overview of our points of sale and the toll products available there, go to asfinag.at/vertriebsstellen.

Your advantage: If you buy the digital vignette at a point of sale or from a ticket machine, it is valid immediately.

HIER GIBT'S DIE
VIGNETTE



ASFINAG SERVICE CENTER

We answer all questions on Austrian motorways and expressways, 24 hours a day, seven days a week.

CONTACT

- 0800 400 12 400 (free of charge from AT and DE)
- +43 1 955 1266
- *200 (mobile)
- info@asfinag.at

asfinag.at

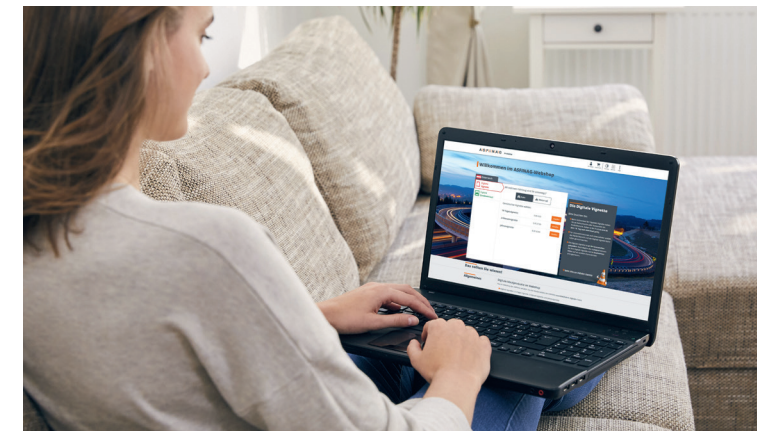


CLICK OR STICK
FROM 1 DECEMBER 2022



**GET YOUR DIGITAL VIGNETTE AT
[SHOP.ASFINAG.AT](https://shop.asfinag.at) OR IN THE ASFINAG APP!
WHY?**

- 1 No sticking on, no scratching off:**
quickly and simply activated.
- 2 Broken windscreen? No problem:**
The Digital Vignette is linked to the licence plate. And because there's no sticker, there's no need for a replacement vignette if your windscreen breaks.
- 3 Save money in the case of interchangeable licence plates:**
You only need one single Digital Vignette which is valid for up to three vehicles.
- 4 Even better service with a subscription:**
A subscription automatically renews the digital annual vignette until further notice. No more missed deadlines, no extra work, and a valid vignette at all times. Also applies to annual cards for digital section tolls.





FOUR SIMPLE STEPS TO YOUR DIGITAL VIGNETTE

- 1 Go to **shop.asfinag.at** or use our free **Smartphone App**.
- 2 Choose between passenger car and motorcycle and determine the **period of validity**: 10-day, 2-month or annual vignette.
- 3 Enter the **country of registration**, the **licence plate number** and your **e-mail address**. Select the validity start date. We will send your order confirmation to this e-mail address.
- 4 Pay with Amazon Pay, eps/giropay, credit card, PayPal, PaySEPA or SEPAexpress.

Drive safely and affordably on 2,249 km of motorway: With an annual vignette, you can drive on Austria's motorways and expressways for **less than 27 cents per day**.



PRICES & TYPES







VIGNETTE TYPES AND VALIDITY PERIODS

How to easily find the right vignette for cars and motorcycles: There are annual, two-month and ten-day vignettes (Digital Vignettes). Be it the toll sticker or digital vignette: **the same rates apply to both**.

The **2023 annual vignette** is valid from **1 December 2022 until and including 31 January 2024**.

Attention with toll stickers: When buying toll stickers for 2 months or 10 days, they are punched at the point of sale. If these toll stickers are not punched, they are invalid.

Current Vignette rates

Vignette type	Price*
 Car (up to 3.5 t max. weight) Annual vignette	96.40
 Car (up to 3.5 t max. weight) 2-month vignette	29.00
 Car (up to 3.5 t max. weight) 10-day vignette	9.90
 Motorbike Annual vignette	38.20
 Motorbike 2-month vignette	14.50
 Motorbike 10-day vignette	5.80

*in EUR incl. VAT

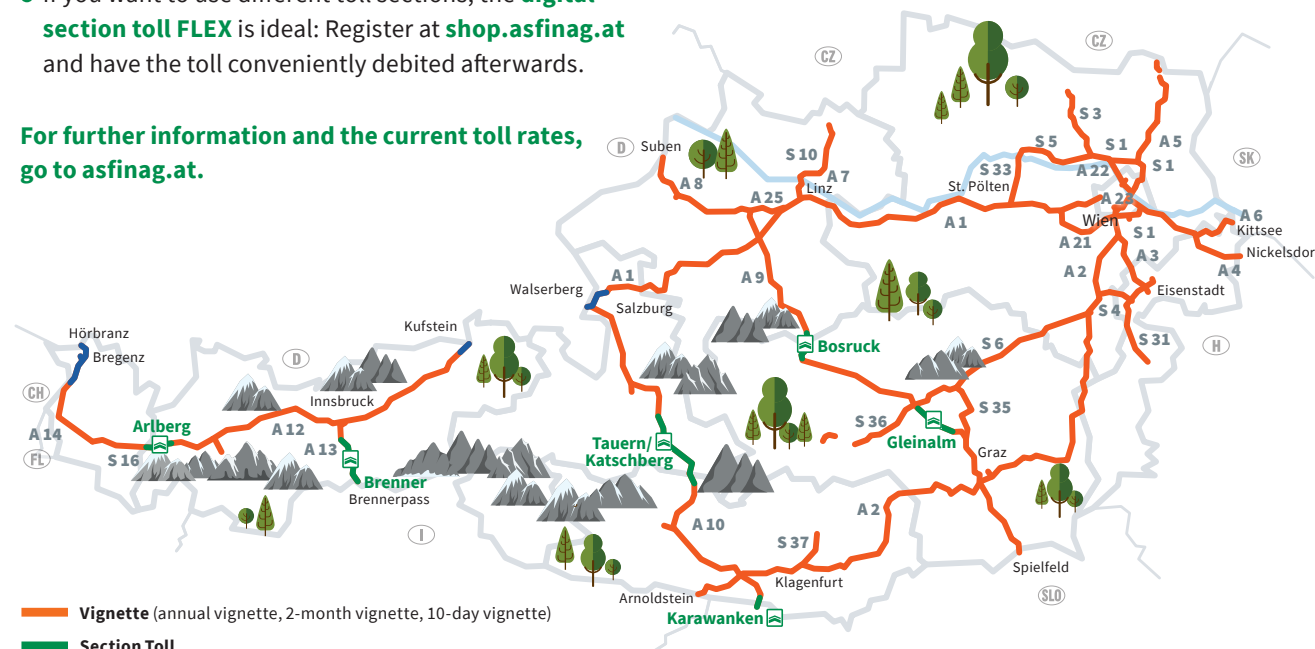


CONSTRUCTION AND MAINTENANCE OF CERTAIN SECTIONS IS PARTICULARLY COSTLY. THESE SECTIONS ARE SUBJECT TO A SEPARATE TOLL RATE.

This is how it works:

- Purchase section toll tickets (individual single trip or annual ticket) directly at the respective toll station in cash, with credit card, fuel card or cashpoint card.
- Purchase the **digital section toll** at shop.asfinag.at, via our ASFINAG app, from the ticket machines or at selected sales partners.
- If you want to use different toll sections, the **digital section toll FLEX** is ideal: Register at **shop.asfinag.at** and have the toll conveniently debited afterwards.

For further information and the current toll rates, go to asfinag.at.



— Vignette (annual vignette, 2-month vignette, 10-day vignette)

— Section Toll

— Sections where vignettes are not required

Overall length of the road network: approx. 2,249 km | As at: September 2022

PLEASE NOTE

18-DAY PERIOD

Consumer protection is very important to us.

- **Digital vignette:** As a private customer, you can withdraw from the online purchase of the digital vignette within 14 days. Taking into account a further three-day period for mail delivery, your digital vignette is valid from the 18th day after purchase.
- **Digital section toll:** For web purchases of the annual digital section toll, the 18-day period also applies. Exception: Tickets for single trips are valid immediately.

These restrictions do not apply to business customers.